












**Knowleswood**  
Primary School

## Welcome to Year 5

Dear Parent/Carer

We have put together lots of information about Year 5. It includes an overview of the learning we will be engaged in this term, some key things to remember and some ideas for things to do at home to support learning in school.

Year 5 Staff				
Miss Mullins 5 Redwood Class Teacher  		Miss O'Shea 5 Willow Class Teacher  		
Mrs Brearley Support Staff  	Support Staff Mr Hatton  	Mr Skillings Support Staff  	Mrs Mole Support Staff  	Miss McDonnell Support Staff  
Things to remember				
<ul style="list-style-type: none"> <li>Monday – Swimming (Willow)</li> <li>PE – Wednesday &amp; Mondays (Redwood)</li> <li>Tuesday - Library</li> <li>Friday - Spelling Test</li> <li>Homework will be a Maths or English task and will be sent home on a Friday as well as added onto Marvellous Me. It is due back the following Friday. Spellings will be given out on a Friday to be tested the following Friday.</li> <li>Try to work on TTRS every day for at least 5 minutes, particularly the sound check section.</li> <li>Make sure you work on Bug Club at least once every week.</li> <li>We encourage all children to read at home each day, book bags need to be brought into class every week. Reading Diaries need to be brought into class daily (Rewards given for every 5 times you read at home).</li> </ul>				
 				
Homework tasks and fun activities				
<p>Create a spaghetti bridge – what method will you use? Which structure/shape is the strongest?            Look at the books you have at home and find interesting cohesive devices (sentence starters and conjunctions).            Write a review of your favourite book.            Spell any of our common exception words using items from around the house eg: sticks, Lego, pasta.            Create a boat for a specific journey e.g. journey to the other side of the world or a journey by refugees – design it, draw it, make it!            Research your favourite foods – where do the ingredients come from? Can you find the places on a map?            Create a maths game to help people learn about the properties of shapes – could it be like top trumps or snap?</p>				

Learning in School		
English	Fiction: Stories from other countries	Fiction: Extended Narrative Unit

	<b>Texts: <i>Journey to Jo-burg</i> by Beverley Naidoo</b> -To write up a social experiment to explore prejudice and discrimination - Non-chronological report - Informal letter - Balanced argument - Character description - Setting description - Diary entry - Suspense writing - Newspaper report - Write an additional chapter (10 years on)	<b>Texts: <i>The Boy in the Girl's Bathroom</i> by Louis Sachar</b> - A school report (Bradley's) - Diary entry - Informal letter/email offering advice - Balanced argument - Write a next chapter - Suspense writing - Letter writing - Re-write the chapter with an alternative ending (including speech)  <b>Poetry: Classic/Narrative Poems</b> <b>Texts: <i>The Highwayman</i></b> -Poetry writing inspired by the Highwayman (focusing on language and rhythm of the poem)
<b>Maths</b>	Decimals Properties of Shape	Position and Direction Converting units Volume
<b>Science</b>	<b>Growing up and Growing old.</b> We will look at and describe the changes as humans develop to old age, draw a timeline to indicate stages in the growth and development of humans and learn about the changes experienced in puberty.	<b>Amazing Changes</b> We will learn about materials, how they change and which changes are reversible and irreversible. The topic concludes by looking at how these properties are applied in the real world.
<b>PSHE</b>	<b>Being my best</b> – Includes keeping healthy, growth mindset, goal setting and achievement.	<b>Growing and Changing</b> – Includes relationships and sex education.
<b>Art</b>	<b>Every picture tells a story</b> Analysing the intentions and stories of Banksy, Rorschach and Magdalene Odundo and using emojis to tell a story.	
<b>Music</b>	<b>Life Cycles:</b> Structure – We will explore the human life cycle with music from Brahms, Berlo, Liszi and Monteverdi.	<b>Our Community:</b> Performance – The song Jerusalem will be the basis for looking at changes in our local community through time.
<b>Geography</b>	<b>Journeys – trade</b> Key question = Where does all our stuff come from?	
<b>History</b>	<b>Journeys</b> (Looking at 5 different historical journeys in depth) Key question = What makes people go on a journey?	
<b>DT</b>	<b>Structures</b> Explore and experiment with a range of different bridge structures, forces and components involved in bridge building before designing and making their own to test to destruction	
<b>French</b>	Breakfast, French dessert ingredients, Weather, Seasons, Saying where you live	
<b>Computing</b>	<b>I - Web</b> Remixing and creating web content using HTML	<b>I – Model</b> 3D Graphical Modelling
<b>PE</b>	Swimming Rounders	Swimming Athletics
<b>RE</b>	<b>Prayer and Worship</b> Our key question: What is the best way for a Sikh to show commitment to God?	<b>Beliefs and Practices</b> Our key question: What is the best way for a Christian to show commitment to God?

### Key Dates

Monday 25<sup>th</sup> April – School opens  
 Monday 2<sup>nd</sup> May – School closed (Bank Holiday)  
 Thursday 26<sup>th</sup> May – School closes  
 Monday 6<sup>th</sup> June – School closed (Training Day)  
 Tuesday 7<sup>th</sup> June – School opens  
 W/C 27<sup>th</sup> June – Health and wellbeing week  
 Friday 1<sup>st</sup> July – School closed (Training Day)  
 Wednesday 6<sup>th</sup> July – Transition Day  
 Wednesday 13<sup>th</sup> July – Transition Day  
 Friday 22<sup>nd</sup> July – School closes

